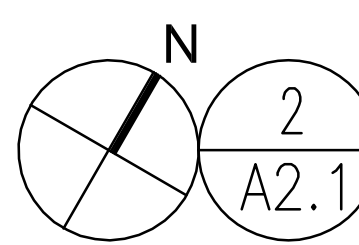
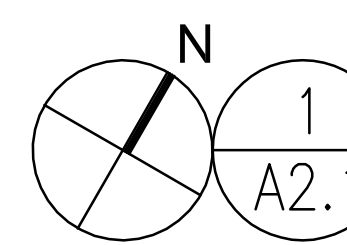
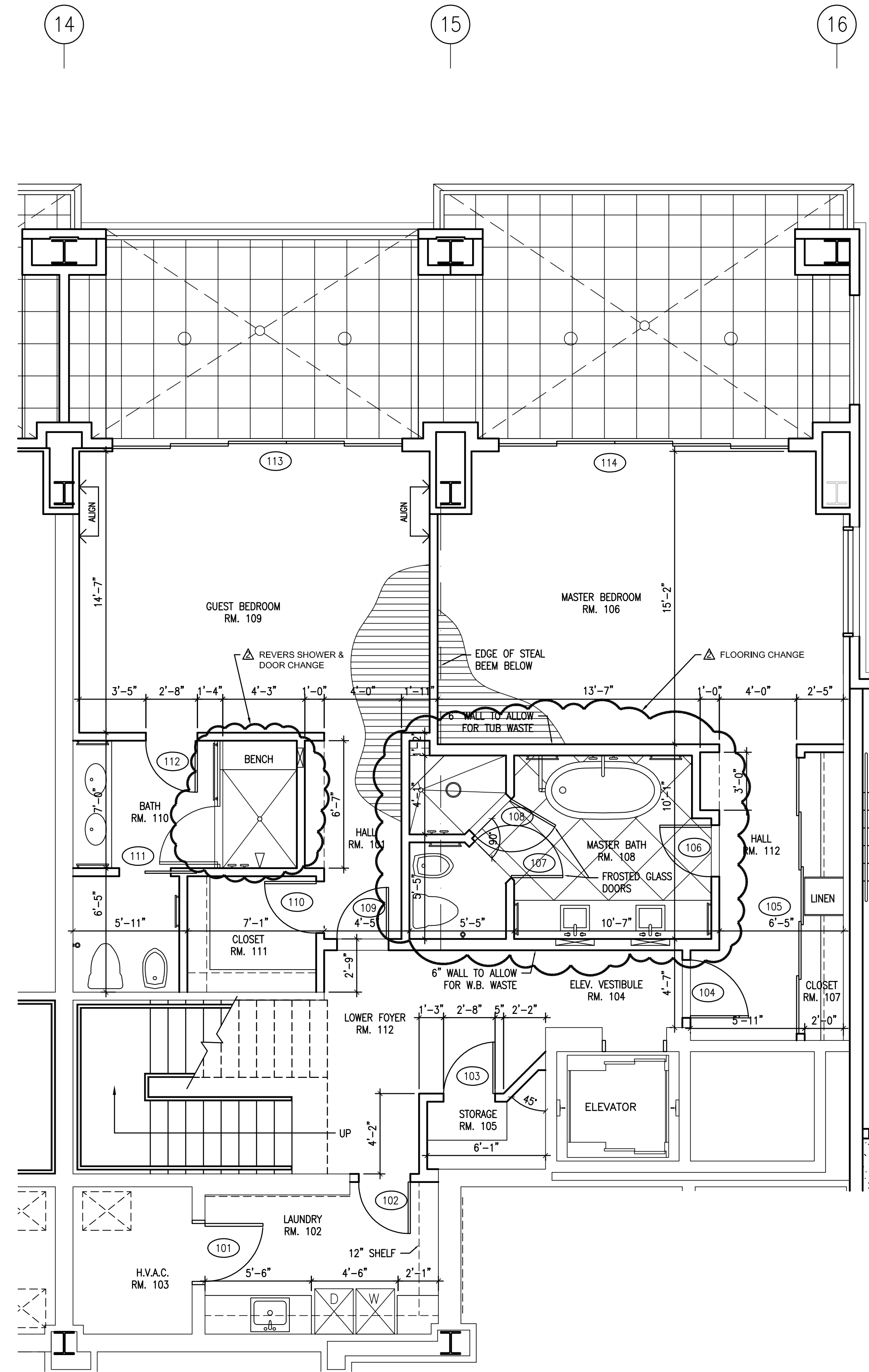


NOTE:
 1. DIMENSIONS TO ADJUST IF REQUIRED TO ALLOW FULL TRIM AT DOORS
 2. MEASURE ALLOWABLE DEPTH FOR CABINET WITH ELEVATOR DOOR IN OPEN POSITION. AT TIME OF INSTALLATION SET CABINET WITH ELEVATOR DOOR IN OPEN POSITION. ALLOW 1" CLEARANCE/ADJUSTMENT.



UNIT 18 UPPER LEVEL FLOOR PLAN

SCALE: 1/4"=1'-0"



UNIT 18 LOWER LEVEL FLOOR PLAN

SCALE: 1/4"=1'-0"

ARCHITECT
mbi | k2m
 ARCHITECTURE, INC.
 1001 Whitehead St., Unit 101
 Key West, Florida 33040
 Tel: 305-292-7722
 Fax: 305-292-2162
 Email: info@mbi-k2m.com
 URL: www.mbi-k2m.com
 PROF. REG. AA26001059

STRUCTURAL ENGINEER
DESIMONE
 800 BRICKELL AVENUE
 MIAMI, FLORIDA 33131
 T. 305.441.0755 F. 305.447.9223
 FLORIDA CERTIFICATE OF AUTHORIZATION NO. 5919
 WILLIAM R. O'DONNELL, FLORIDA P.E. NO. 54799

ELECTRICAL ENGINEER
 Electrical Enlightenment
 26765 Royalton Road
 Columbia Station, Ohio 44028

CIVIL ENGINEER
 Richard J. Milelli, P.E.
 Historic Tours of America
 201 Front Street, Suite 207
 Key West, FL 33040
 Cert. of Authorization No. 26120

MECHANICAL/PLUMBING ENGINEER
 Basulto and Associates
 480 W. 83rd Street
 Hialeah, Florida 33014
 FLORIDA PE: 40869

FIRE SUPPRESSION
 Fred McGilray, Inc.
 8690 NW 58th Street
 Miami, FL 33166

Seal:

**KEY WEST STEAM PLANT
 INDIVIDUAL UNITS**
 UNIT 18/ 214
 281 TRUMBO ROAD, KEY WEST, FLORIDA 33040

Drawn By: SCM
 Checked By: MBI
 Project No. 04055
 Scale: AS NOTED

Revisions:
 27.JUNE.07 NEW FLOOR PLAN
 5.JULY.07 OWNER REVIEW
 07.20.07 CURRENT DRAWING
 PACKAGE ISSUE
 28.AUG.07 NEW FLOOR PLAN
 4.SEP.07 DETAIL CHANGE
 17.OCT.07 FLOOR CHANGE
 12.03.07 ADD SERVICES
 01.04.08 MEP REVISIONS

Title:
 FLOOR PLANS
 Sheet Number:
A2.1
 Date: July 20, 2007